



ESTD 1920

INSTITUTE  
OF THE MOTOR  
INDUSTRY



# Automotive Education Report

Analysis of those undertaking automotive qualifications

Edition 2

2021 Q4



+44 (0) 1992 511521



[info@theimi.org.uk](mailto:info@theimi.org.uk)



[www.theimi.org.uk](http://www.theimi.org.uk)



# Automotive Education Report

## Introduction

The aim of this report is to analyse the numbers undertaking automotive qualifications and those starting automotive apprenticeships in the UK. The report takes data released by the four nation's regulatory bodies:

- OfQual - The Office of Qualifications and Examinations Regulation [England]
- SQA - The Scottish Qualifications Authority [Scotland]
- QiW – Qualifications Wales [Wales]
- CCEA - The Council for Curriculum, Examinations and Assessment [Northern Ireland]

These datasets hold data on the number of certifications awarded for each qualification. This data is released on a quarterly basis, with the most recent being 2021 Q (October - December).

Regarding qualification level, the analysis uses England & Wales's qualification levels, and Scottish levels have been mapped to match these.

For apprenticeship starts, we use data released from the Department of Education (DfE) regarding apprenticeship starts in England. Data is released on a monthly basis, and the most recent is released 25<sup>th</sup> February 2022.

## Summary of findings

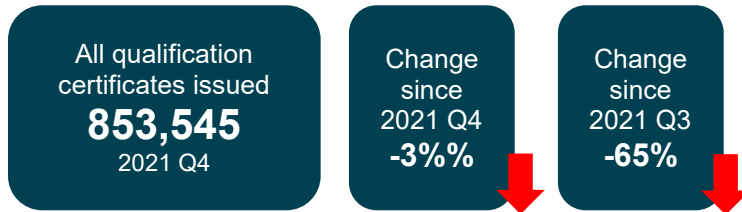
- Overall, all vocational qualifications have decreased by 3% when compared to the same period in 2020.
- The total number of automotive certificates issued in 2021 Q4 was 9159. Comparing to 2021 Q4, certificates are 27% lower, this is the lowest 4<sup>th</sup> quarter in the past five years and is 2% lower than pre-pandemic 2019 Q4.
- In 2021 Q4, the largest proportion (49%) of automotive qualifications were at Level 3 (or equivalent).
- The top qualification in 2021 q4 was IMI level 3 Award in Electric/Hybrid vehicle system repair and replacement with 1710 certificates issued, which is 19% of all automotive qualification certificates
- 35% of automotive qualification certificates issued this quarter are for electric / hybrid qualifications. The second most popular subject is MOT (18%) followed by light vehicle maintenance (14%) and refrigerant handling (10%).
- In 2021, 9,000 technicians took electric vehicle qualifications eligible to obtain TechSafe™ professional recognition, which is the highest amount since its introduction in 2016 and is double the amount who qualified in 2020.
- The number of technicians now qualified to work safely on electric vehicles is estimated at 24,500, the equivalent of 11% of technicians in the UK.
- There were 4280 automotive apprenticeship starts in the first four months of the academic year 2020/21, which is 51% lower than the same time period in 2020 and 16% lower than 2019.



- Comparing to pre-pandemic data Automotive had 16% fewer starts compared to the same time periods in 2019/20. This was the 8th largest fall of the 32 subjects analysed.
- In the first four months of 2021/22, 79% of all automotive apprenticeships are at an advanced level.
- In the first four months of 2021/22 49% of automotive apprenticeships have been levy-funded.
- There were four times as many Vehicle Damage Paint Technician starts in 2020/21 compared to the previous years.
- Motor Vehicle Service and Maintenance Technician (Light Vehicle) is the most popular automotive pathway with 1892 starts.
- DfE reveals their plan to scrap thousands of level 2 and below qualifications.

## Vocational qualification certifications

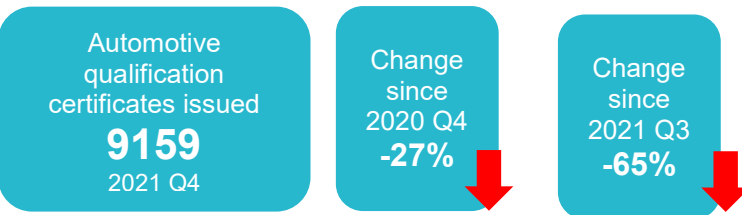
### All vocational qualifications



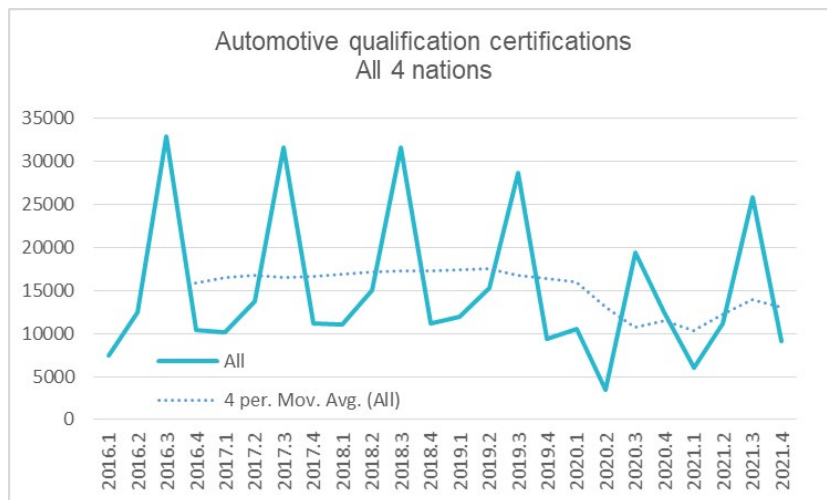
	No.	%chg 2020 Q4
England	775,540	-3%
Scotland	23,349	-8%
Wales	36,550	-9%
N.I	<i>Data not available</i>	

The total number of vocational certificates issued in 2021 Q4 was 853,545. This is 3% lower than the same period last year.

### Automotive qualification certifications



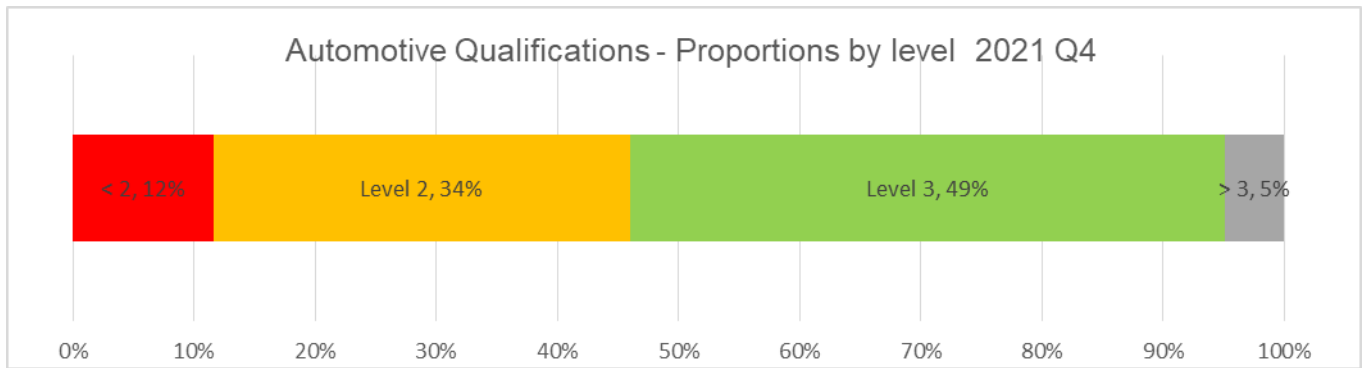
	No.	%chg 2020 Q4
England	7985	-25%
Scotland	478	-46%
Wales	410	-36%
N.I	<i>Data not available</i>	



The total number of automotive certificates issued in 2021 Q4 was 9159.

Comparing to 2021 Q4, certificates are 27% lower, this is the lowest 4<sup>th</sup> quarter in the past five years and is 2% lower than pre-pandemic 2019 quarter four.

### Automotive qualification certifications – Levels



Automotive qualifications entry & Level 1 certificates issued  
**1066**

Automotive Level 2 certificates qualifications issued  
**3153**

Automotive qualifications Level 3 certificates issued  
**4490**

Automotive qualifications Level 4+ certificates issued  
**450**


In 2021 Q4, the largest proportion (49%) of automotive qualifications were at Level 3 (or equivalent) with 4490 qualifications at this level, 34% were at Level 2, and 12% were at entry and Level 1.

### Top 10 automotive qualifications

Qualification title	Level	No.
IMI Level 3 Award in Electric/Hybrid Vehicle System Repair and Replacement	Level 3	1,710
IMI Level 3 Award in Automotive Refrigerant Handling (EC842-2006) (VRQ)	Level 3	810
SEG Awards ABC Level 2 Award In MOT Testing (Classes 4 and 7) (VRQ)	Level 2	600
IMI Level 2 Award in Electric/Hybrid Vehicle Routine Maintenance Activities	Level 2	435
IMI Level 2 Award in MOT Testing (Classes 4 and 7)	Level 2	325
IMI Level 2 Diploma in Light Vehicle Maintenance and Repair Principles (VRQ)	Level 2	285
IMI Level 1 Award in Electric/Hybrid Vehicle Awareness	Level 1	260
City & Guilds Level 3 Award in Hybrid Electric Vehicle Repair and Replacement	Level 3	245
SEG Awards ABC Level 3 Award In MOT Test Centre Management (VRQ)	Level 3	235
Diploma in Light Vehicle Maintenance and Repair Principles at SCQF Level 5	Level 2	132

The top qualification in 2021 Q4 was IMI level 3 Award in Electric/Hybrid vehicle system repair and replacement with 1710 certificates issued, which is 19% of all automotive qualification certificates. 55% of all automotive certificates issued this quarter were from these top 10 qualifications.

### Automotive qualification certifications – pathways / subject areas



35% of automotive qualification certificates issued this quarter are for electric / hybrid qualifications. The second most popular subject is MOT (18%) followed by light vehicle maintenance (14%) and refrigerant handling (10%).

## IMI TechSafe™

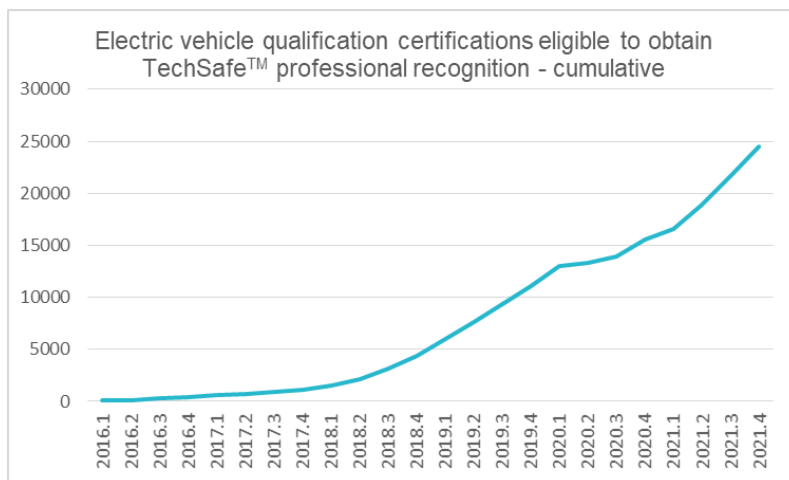
Techsafe™ – official figures from regulators

Electric vehicle qualification certifications eligible to obtain Techsafe™ professional recognition

**9,000**  
2021

Electric vehicle qualification certifications eligible to obtain Techsafe™ professional recognition

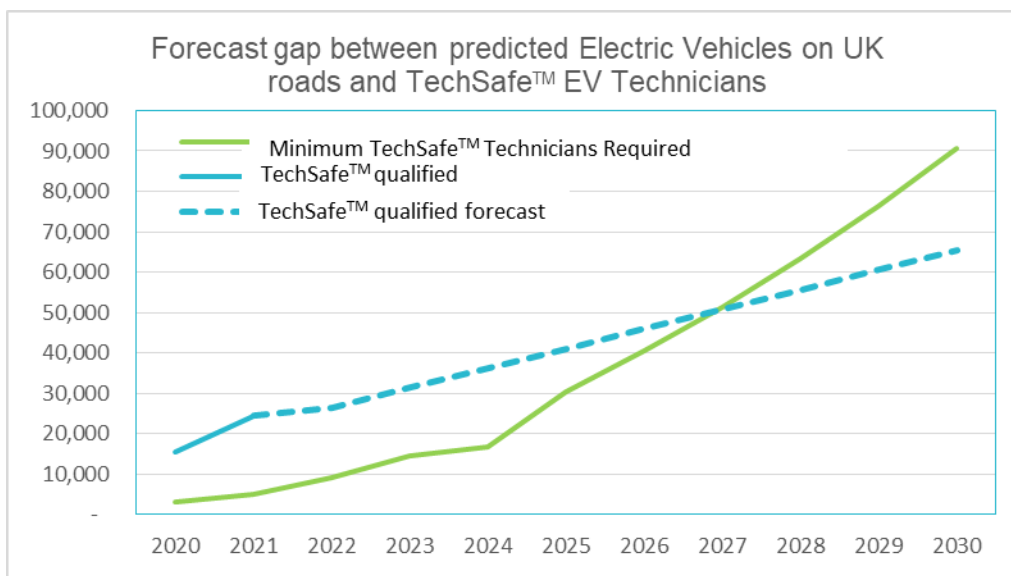
**24,500**  
In total (2016 – 2021Q4)



In 2021, 9,000 technicians took electric vehicle qualifications eligible to obtain TechSafe™ professional recognition, which is the highest amount since its introduction in 2016 and is double the amount who qualified in 2020. The number of technicians now qualified to work safely on electric vehicles is estimated at 24,500, the equivalent of 11% of technicians in the UK.

## Techsafe™ – forecast

IMI predicts that the number of TechSafe™ qualified technicians required to work with electric vehicles by 2030 is 90,000. As of 2021, there were 24,500 qualified TechSafe™ technicians, and using current forecast trends, by 2030, there could be a shortfall of 25,100 qualified technicians. However, significant take-up of electric vehicle qualifications in 2021 has led to readjusted forecasts that indicate that the shortfall in qualified technicians has been pushed from 2026 to 2027.

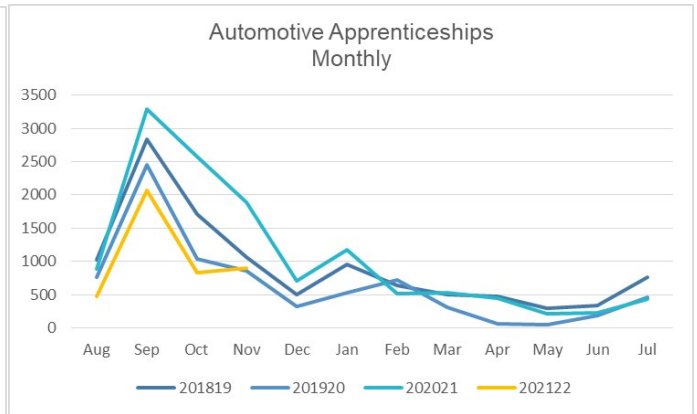
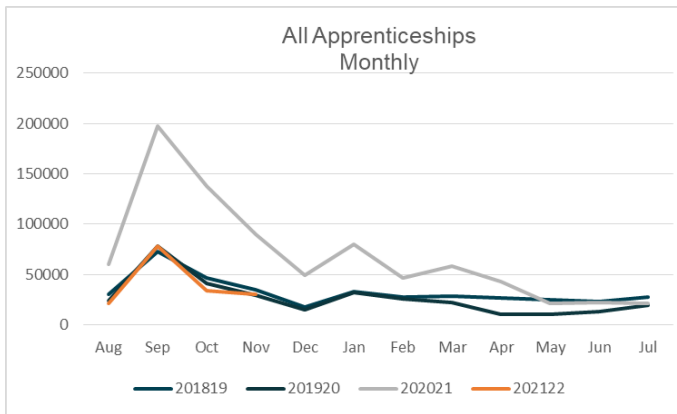


## Automotive Apprenticeships

### Apprenticeship Starts

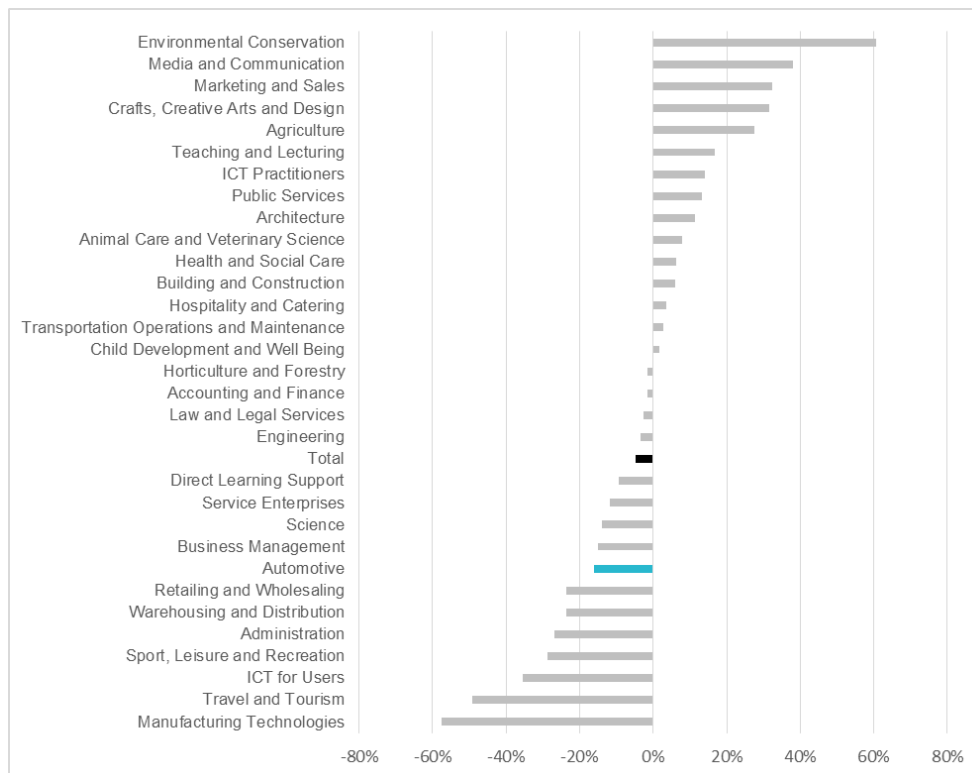
All apprenticeships  
2020/21 (Aug – Nov)  
**164,262**

Automotive apprenticeships  
2020/21 (Aug – Nov)  
**4,280**



There were 4280 automotive apprenticeship starts in the first four months on of the academic year 2020/21, which is 51% lower than the same time period in 2020 and 16% lower than 2019.

### Comparison of apprenticeship subject areas – Percentage change 2019/20 (Aug-Nov) to 2020/21 (Aug-Nov)



Comparing to pre pandemic data Automotive had 16% fewer starts compared to the same time periods in 2019/20.

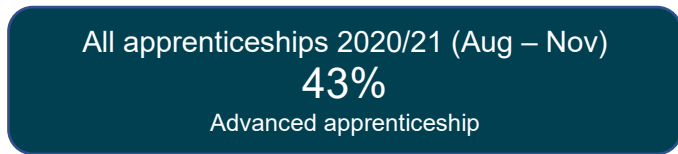
Apprenticeship starts in general have fallen by 5%.

Of the 32 subjects analysed, Automotive has had the 8<sup>th</sup> largest fall.

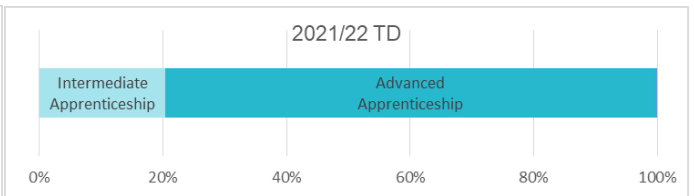
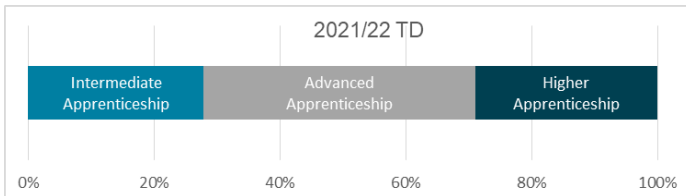


Note: Medicine & Dentistry and Nursing have been removed from the analysis above due the exponential growth in the past 2 years makes analysis of other subjects difficult.

### Apprenticeship starts - level



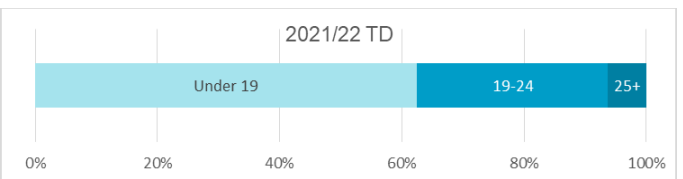
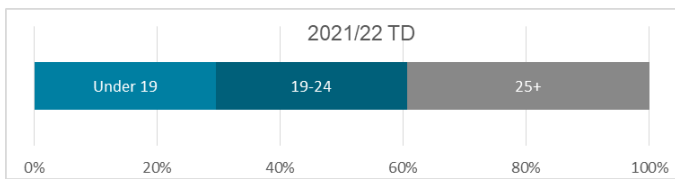
In the first four months of 2021/22, 43% (70,873) of apprenticeships were at an advanced level, with 79% (3392) of all automotive apprenticeships at the same advanced level.



### Apprenticeship starts – age profile



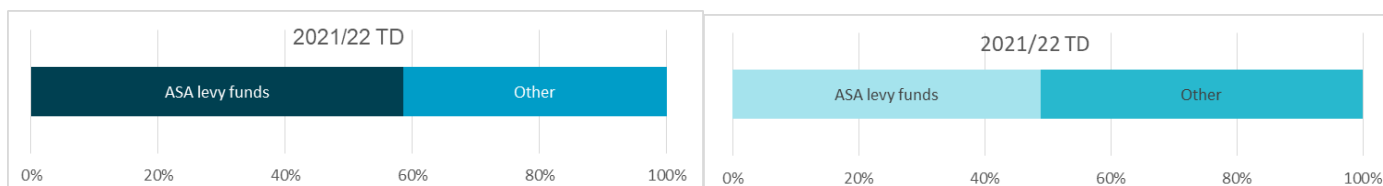
In the first four months of 2021/22, 30% (48,462) of apprenticeship starts were under the age of 19, with 62% (2,674) of automotive apprenticeships starts under the age of 19.



### Apprenticeship starts – funding



In the first four months of 2021/22, 59% of apprenticeship starts were supported by ASA levy funds compared to 49% of automotive apprenticeships starts.



## Automotive Apprenticeships Pathways

### Apprentice starts – Automotive Apprenticeships with more than 100 starts

	2019/20 Aug-Nov	2020/21 Aug-Nov	2021/22 Aug-Nov	% chg from last year	% chg from 2019/20
Motor Vehicle Service and Maintenance Technician (Light Vehicle)	1665	1026	1892	84%	14%
Vehicle Maintenance and Repair	1453	74	5	-93%	-100%
Autocare Technician	567	657	868	32%	53%
Heavy Vehicle Service and Maintenance Technician	530	384	777	102%	47%
Vehicle Body and Paint Operations	345	19	2	-89%	-99%
Bus and Coach Engineering Technician	155	48	215	348%	39%
Vehicle Parts Operations	133	3	1	-67%	-99%
Vehicle Damage Paint Technician	82	97	231	138%	182%
Vehicle Damage Panel Technician	49	37	100	170%	104%

The first four months of 2021/22 saw Motor Vehicle Service and Maintenance Technician (Light Vehicle) the most popular pathway with 1892 starts, as it has been for the past three years. Comparing the same time period this pathway has increased 84% from last year and 14% from 2019/20.

The largest increase since 2019/20 has been Vehicle Damage Paint Technician, which has doubled the amount of starts. Vehicle Maintenance and Repair has seen the most significant fall to only five starts in the first four months of 2021/22.

## Sector news

### Headlines from sector

#### Careers guidance still prioritises university routes over apprenticeships, new research finds

Students are still much more likely to get good quality careers guidance and advice on going to university than they are about apprenticeships, according to the Sutton Trust. In a new report on the state of careers guidance in secondary schools, the social mobility charity has found that only 10 per cent of 17 and 18 year olds surveyed had received a “large amount” of information about apprenticeships, compared to 46 per cent who said they had received the same amount about university routes.

The research also found that almost a third of teachers in state schools said that they don’t have enough funding to deliver good quality careers education and guidance, compared to just six per cent in private schools. Whereas around half of teachers in state schools think there isn’t enough staff time to do so, compared to just over a third (34 per cent) in private schools.

## DfE reveals plan to scrap thousands of level 2 and below qualifications

Thousands of level 2 and below qualifications face the chop under government plans announced to “streamline” the system. Sector leaders have called the proposals “devastating” and a “full-frontal assault on the very idea of lifelong learning” which “fly in the face of the ambition to level up the country”.

A consultation on reforms to technical and academic qualifications at level 2 and below, excluding GCSEs, functional skills and essential digital skills qualifications, has been launched by the Department for Education. Officials claim the current landscape is “confusing” with around 8,000 qualifications available at these levels, many of which cover the same or similar subjects. For example, there are more than 650 building and construction qualifications at these levels, and nearly 560 in health and social care. That figure includes nearly 3,700 qualifications at level 2 and below that have already been identified for funding removal because they have low or no enrolments, or on the list of excluded qualifications above. It leaves around 3,200 ‘in-scope’ qualifications which have just under 600,000 enrolments in this review.

The DfE said it expects the process for deciding which level 2 and below qualifications will remain to be done in a phased way from 2024 to 2027, starting with reform to qualifications in the construction route at level 2, followed by other level 2 qualifications and finally, in 2027, level 1, entry level, ESOL and PSE qualifications.

## Data Sources

OfQual (England) - Vocational qualifications dataset [Certificates awarded for all vocational qualifications (excluding GCSEs, AS levels and A levels)] 2021 Q4. Released 10<sup>th</sup> March 2022

SQA Accreditation (Scotland) – Quarterly statistical Reports. October – December 2021. Released 10<sup>th</sup> March 2022

QiW (Wales) – Vocational and Other Qualifications Quarterly: [A quarterly release that presents data on vocational and other qualification certifications for Wales for the latest quarter] Quarter 4 (October – December) 2021 10<sup>th</sup> March 2022

DfE - Apprenticeships and Traineeships, England - data released 25<sup>th</sup> February 2022