



ESTD 1920

INSTITUTE  
OF THE MOTOR  
INDUSTRY



# Automotive Education Report

Analysis of those undertaking automotive qualifications  
2021 Q3



+44 (0) 1992 511521



[info@theimi.org.uk](mailto:info@theimi.org.uk)



[www.theimi.org.uk](http://www.theimi.org.uk)



# Automotive Education Report

## Introduction

The aim of this report is to analyse the numbers undertaking automotive qualifications and those starting automotive apprenticeships in the UK. The report takes data released by the four nation's regulatory bodies:

- OfQual - The Office of Qualifications and Examinations Regulation [England]
- SQA - The Scottish Qualifications Authority [Scotland]
- QiW – Qualifications Wales [Wales]
- CCEA - The Council for Curriculum, Examinations and Assessment [Northern Ireland]

These datasets hold data on the number of certifications awarded for each qualification. This data is released on a quarterly basis, with the most recent being 2021 Q3 (July - September 2021).

Regarding qualification level, the analysis uses England & Wales's qualification levels, and Scottish levels have been mapped to match these.

For apprenticeship starts, we use data released from the Department of Education (DfE) regarding apprenticeship starts in England. Data is released on a monthly basis, and the most recent is released 22 December 2021.

TechSafe™ analysis uses certification data from each of the four nation regulators (as above); the IMI holds real-time data for the amount of TechSafe™ certificates awarded; however, this is not shown in this report due to commercial sensitivities.

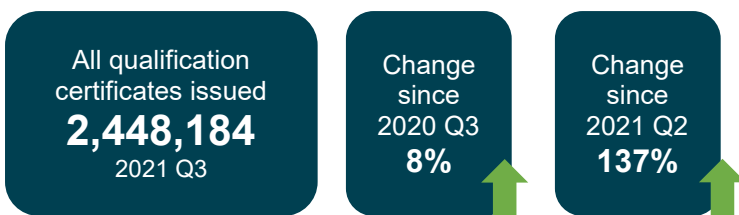
## Summary of findings

- Overall, all vocational qualifications have increased by 8% when compared to the same period in 2020.
- The total number of automotive certificates issued in 2021 Q3 was 25,862, this is 34% higher compared to 2020 Q3. However, comparing this quarter to pre-pandemic levels, certificate numbers are 32% lower.
- All four nations have seen increases in 2021 Q3 in comparison to the same period the previous year.
- There was 12,914 automotive apprenticeships starts in the full-year academic year 2020/21, which is 67% higher than the previous year. The starts 'lost' during the early part of the pandemic in 2019/20 have been 'recouped' in 2020/21, and numbers are 16% higher compared to pre-pandemic years.
- Automotive apprenticeship starts have had one of the smallest percentage yearly increases, with only travel & tourism (no increase), manufacturing (1%) and sport, leisure & recreation (52%) with smaller increases.
- In 2020/21, 72% (9,357) of all automotive apprenticeships are at an advanced level.
- Only 35% of automotive apprenticeships have been levy-funded in 2020/21 compared to all apprentices which were 61% levy funded.

- There were four times as many Vehicle Damage Paint Technician starts in 2020/21 compared to the previous years.
- IMI TechSafe certificates issued in 2021 Q3 is the highest ever quarter (2,708). The first three quarters of 2021 have seen 39% more TechSafe certificates than the whole of 2020.
- From 2016 Q1 to 2021 Q1, there have been 21,469 IMI TechSafe certificates issued.

## Vocational qualification certifications

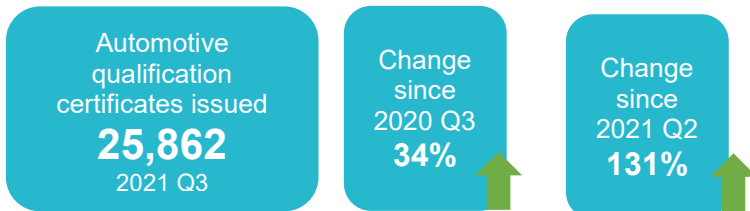
### All vocational qualifications



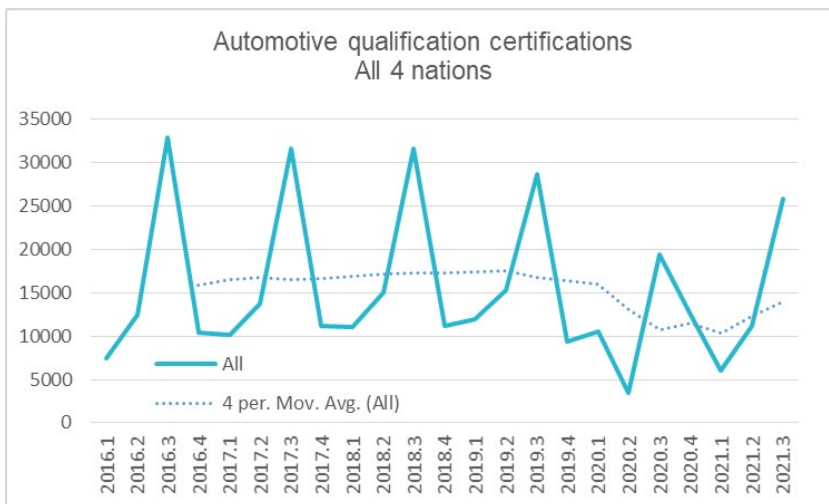
	No.	%chg 2020 Q3
England	2,224,075	+12%
Scotland	22,594	+33%
Wales	125,800	-36%
N.I	75,715	+1%

The total number of vocational certificates issued in 2021 Q3 was 2.4 million. This is 8% higher than the same period last year. All but Wales have seen increases in certifications compared to the same period the previous year.

### Automotive qualification certifications



	No.	%chg 2020 Q3
England	23,080	32%
Scotland	447	64%
Wales	800	76%
N.I	1535	41%



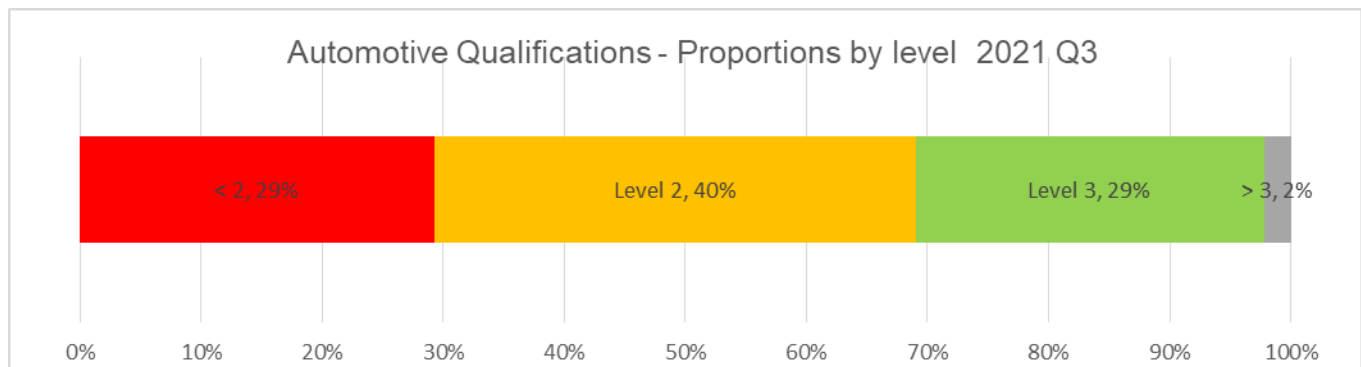
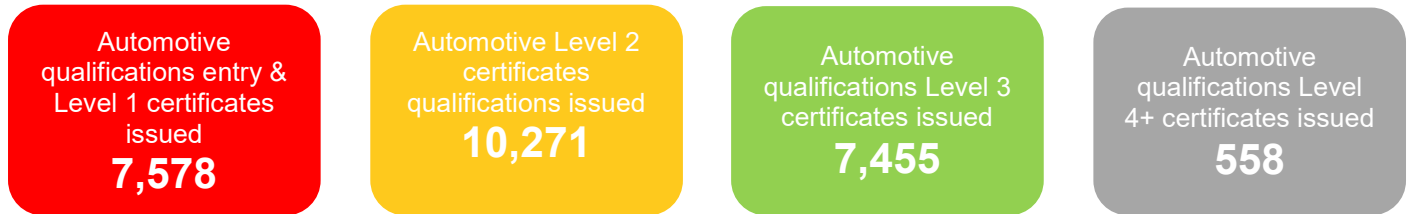
The total number of automotive certificates issued in 2021 Q3 was 25,862.

Comparing to 2020 Q3, certificates are 34% higher, this is a larger increase than looking all vocational qualifications. All 4 nations have saw increases in 2021 Q3 in comparison to the same period the previous year.

Compared to last quarter (2021 Q2), automotive qualifications have more than doubled. However, comparing this quarter to per pandemic levels, certificate numbers are 32% lower.

## Automotive qualification certifications – Levels

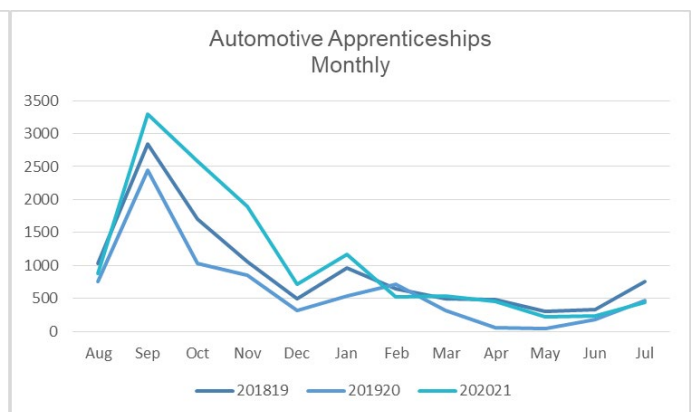
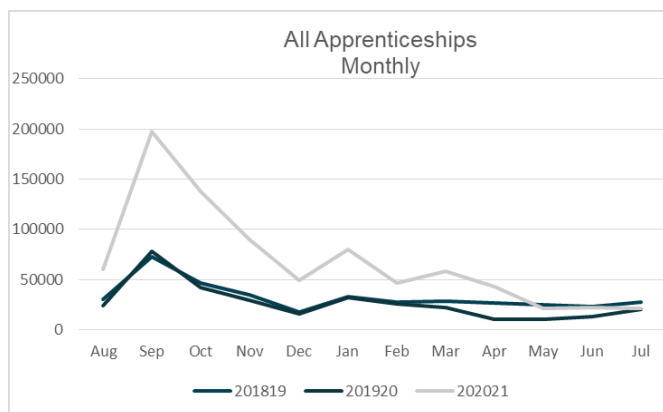
2021 Q3



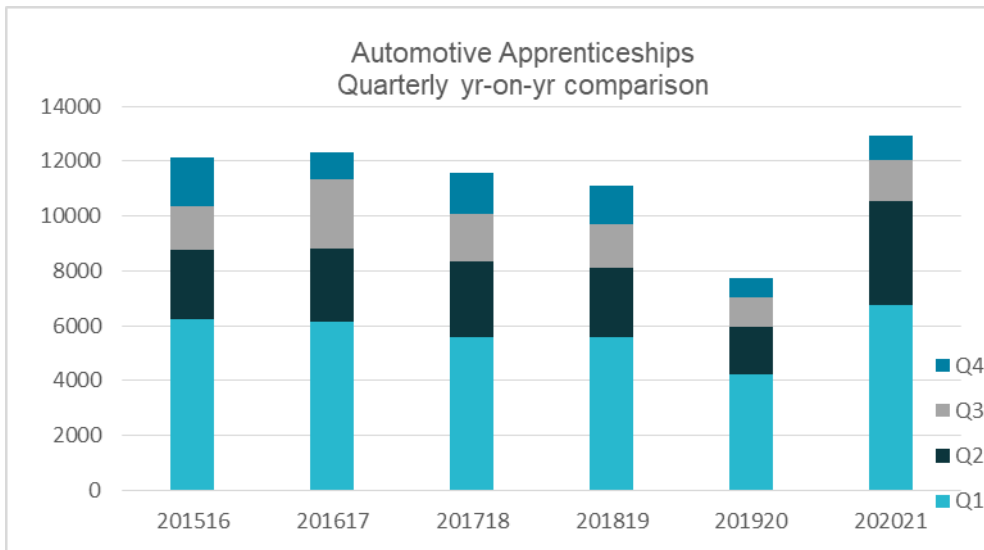
In 2021 Q3, the largest proportion (40%) of automotive qualifications were at Level 2 (or equivalent) with 10,271 qualifications at this level, 29% were at Level 3, and 29% were at entry and Level 1.

## Automotive Apprenticeships

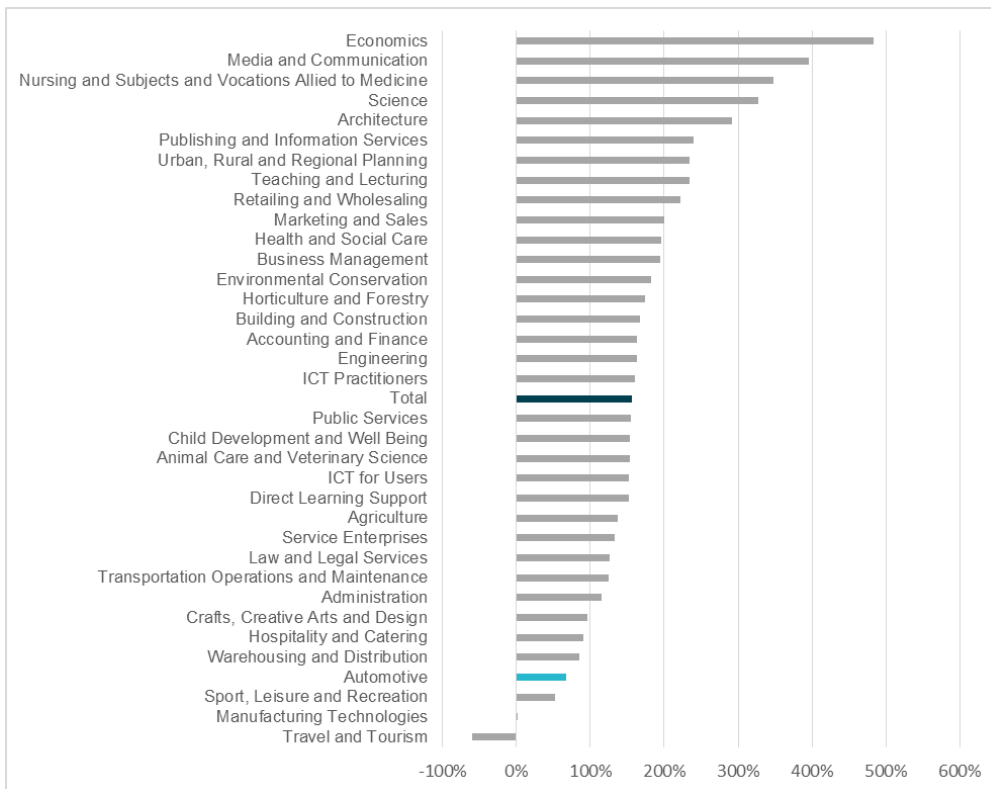
### Apprenticeship Starts



There was 12,914 automotive apprenticeship starts in the full-year academic year 2020/21, which is 67% higher than the previous year. The starts 'lost' during the early part of the pandemic in 2019/20 have been 'recouped' in 2020/21, and numbers are 16% higher compared to pre-pandemic years.



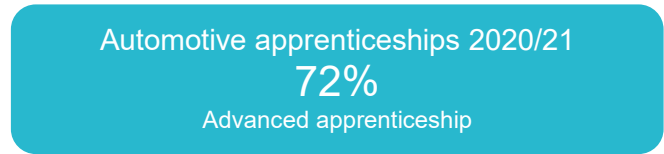
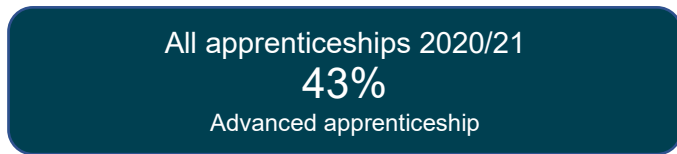
**Comparison of apprenticeship subject areas – Percentage change from 2019/20 to 2020/21**



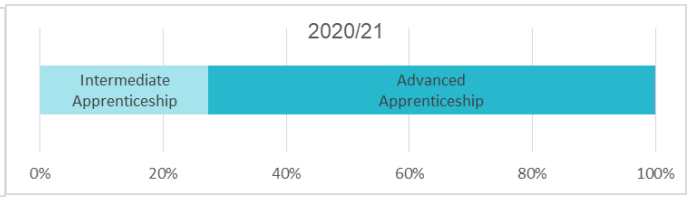
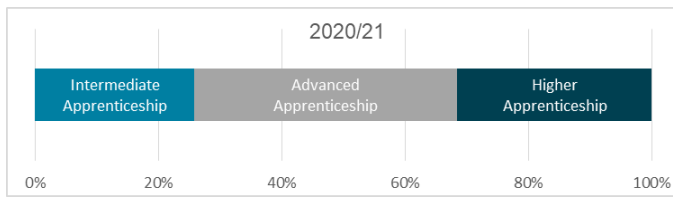
All apart from travel & tourism (-59%) have saw increases in 2020/21 in the number of apprenticeship starts compared to 2019/20.

Automotive apprenticeship starts has had one of the smallest percentage yearly increases, with only travel & tourism (no increase), manufacturing (1%) and sport, leisure & recreation (52%) with smaller increases.

### Apprenticeship starts - level



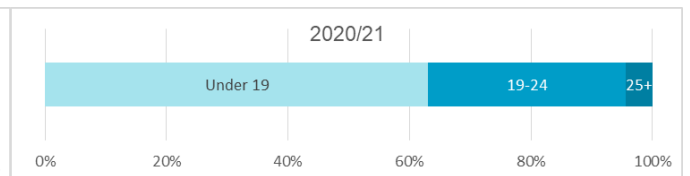
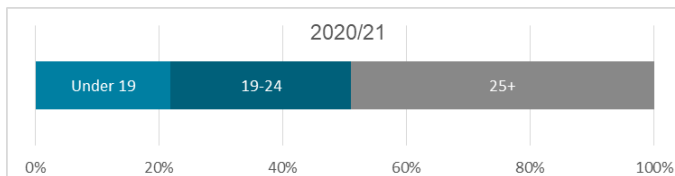
In 2020/21, 43% (353329) of apprenticeships were at an advanced level, with 72% (9357) of all automotive apprenticeships at the same advanced level.



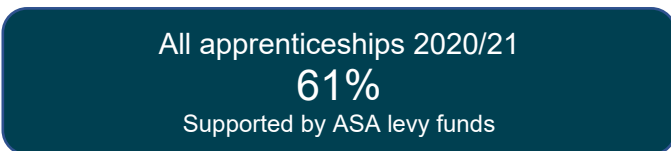
### Apprenticeship starts – age profile



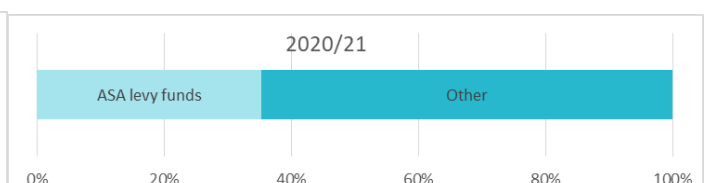
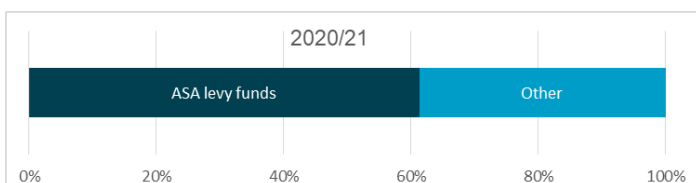
In 2020/21, 18% (180,784) of apprenticeship starts were under the age of 19, with 63% (8,148) of automotive apprenticeships starts under the age of 19.

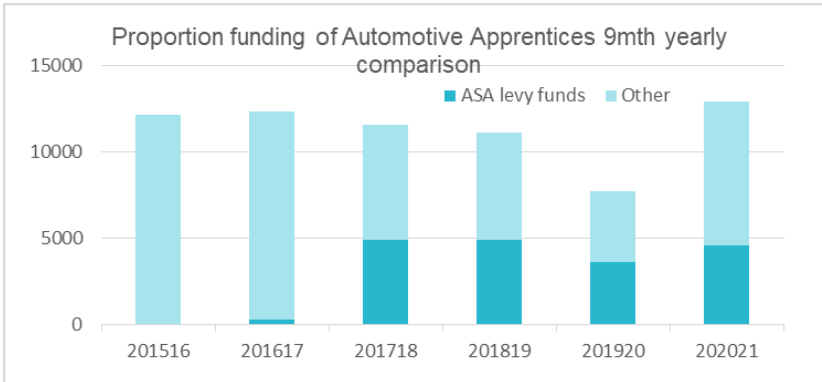


### Apprenticeship starts – funding



In 2020/21, 61% of apprenticeship starts were supported by ASA levy funds compared to 35% of automotive apprenticeships starts.



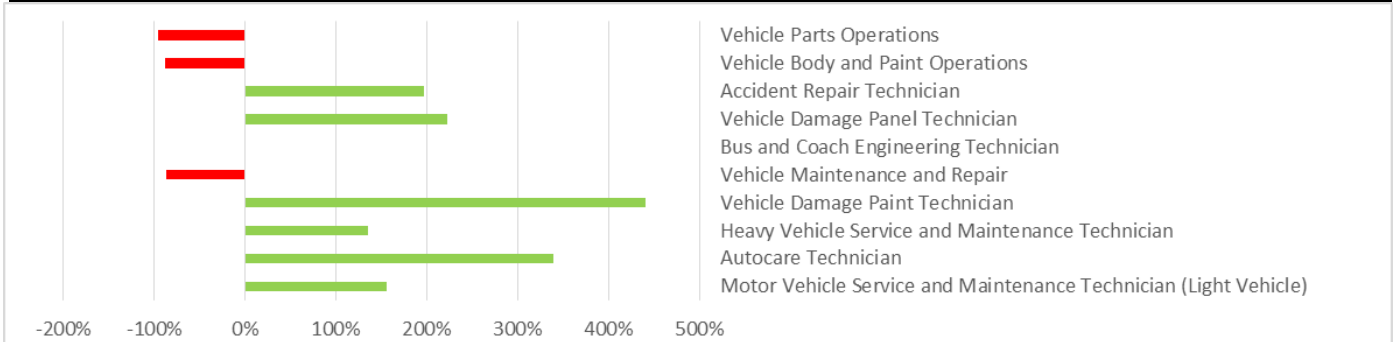


The proportion of automotive apprenticeships levy funded has disproportionately fallen in 2020/21, from 44% in 2018/19, to 35% 2020/21.

### Automotive Apprenticeships Pathways

#### Apprentice starts – Automotive Apprenticeships with more than 100 starts

Automotive Apprenticeship	2019/20	2020/21	Diff Vol	% chg
Motor Vehicle Service and Maintenance Technician (Light Vehicle)	2184	5587	3403	156%
Autocare Technician	743	3268	2525	340%
Heavy Vehicle Service and Maintenance Technician	980	2312	1332	136%
Vehicle Damage Paint Technician	108	584	476	441%
Vehicle Maintenance and Repair	2257	294	-1963	-87%
Bus and Coach Engineering Technician	223	226	3	1%
Vehicle Damage Panel Technician	65	210	145	223%
Accident Repair Technician	63	187	124	197%
Vehicle Body and Paint Operations	668	78	-590	-88%
Vehicle Parts Operations	309	14	-295	-95%



This year, 3 of the apprenticeships have seen significant declines compared to the same period last year; Vehicle Maintenance and Repair, Vehicle Body and Paint Operations and Vehicle Parts Operations.

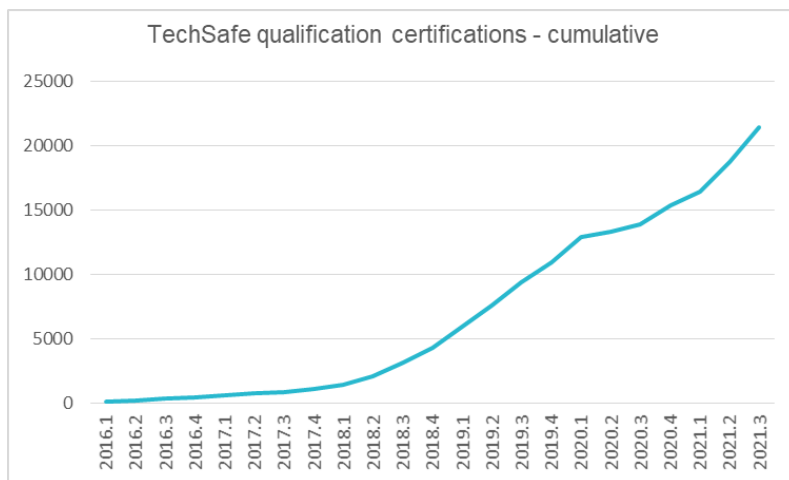
## IMI TechSafe™

Techsafe™ – official figures from regulators

IMI TechSafe  
qualification  
certificates issued  
**2,708**  
2021 Q3

IMI TechSafe  
qualification  
certificates issued  
**21,469**  
In total (2016 – 2021Q3)

*This includes certificates up to Q3 2021. It includes all outlined IMI TechSafe qualifications including those offered by C&G and ABC not just IMI. It does not include accreditations.*



The number of IMI TechSafe certificates issued in 2021 Q3 is the highest ever quarter.

The first 3 quarters of 2021 have seen 39% more TechSafe certificates than the whole of 2020.

From 2016 Q1 to 2021 Q1, there have been 21,469 IMI TechSafe certificates issued.

## Data Sources

OfQual (England) - Vocational qualifications dataset [Certificates awarded for all vocational qualifications (excluding GCSEs, AS levels and A levels)] 2021 Q3. Released 4 December 2021

SQA Accreditation (Scotland) – Quarterly statistical Reports. July – September 2021. Released 2 December 2021

QiW (Wales) – Vocational and Other Qualifications Quarterly: [A quarterly release that presents data on vocational and other qualification certifications for Wales for the latest quarter] Quarter 3 (July - September) 2021 Released 25 November 2021

Cea (Northern Ireland) - Technical and Professional Qualifications Bulletin: Quarter 3 July - September 2021. Released 17 December 2021

DfE - Apprenticeships and Traineeships, England - data released 22 December 2021