



INSTITUTE
OF THE MOTOR
INDUSTRY



Automotive Learners Report

Analysis of those undertaking automotive qualifications
2020 Q2



+44 (0) 1992 511521



info@theimi.org.uk



www.theimi.org.uk



Automotive learners report – 2020 Q2

Introduction

The aim of this report is to analyse the numbers undertaking automotive qualifications in the UK. The report takes data released by the 4 nation's regulatory bodies:

- OfQual - The Office of Qualifications and Examinations Regulation [England]
- SQA - The Scottish Qualifications Authority [Scotland]
- QiW – Qualifications Wales [Wales]
- Cea - The Council for Curriculum, Examinations and Assessment [Northern Ireland]

These datasets hold data on the number of certifications awarded for each qualification. This data is released on a quarterly basis with the most recent being 2020 Q2.

With regards to qualification level, the analysis uses England & Wales's qualification levels and Scottish levels have been mapped to match these.

There appears to be an issue with the breakdown of qualifications in the most recent Welsh data release so for the analysis Q2 has been estimated using England % change.

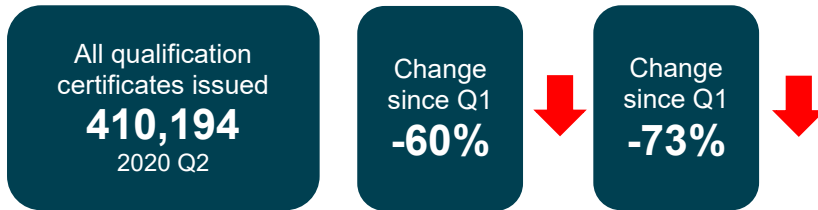
The next data is due for release mid-December which will contain 2020 Q3 results.

Summary of findings

- The effect of Covid-19 on vocational certificates awarded in 2020 Q2 has been significant, with a dramatic fall of 60% compared to the previous quarter and 73% decline compared to the same timeframe last year; these falls are fairly consistent across all 4 nations.
- Automotive qualifications account for approximately 1% of all qualification certificates and this has remained consistent for the past 2 years indicating that automotive qualifications have not been disproportionately affected in the past quarter, however comparing % changes in automotive qualifications to all vocational qualifications, automotive appears to have seen a noticeable drop compared to the vocational qualifications as a whole.
- Automotive certifications fell by 67% compared to the previous quarter and more significantly fell by 77% compared to same timeframe last year.
- Scotland has seen the largest falls in automotive qualifications compared to last year with a fall of 90%.
- The largest proportion (37%) of qualifications were at level 2 (or equivalent) with 1312 qualifications at this level, 34% were at level 3 and 25% were at entry and level 1.
- Comparing 2020 Q2 to 2019 and 2018 Q2, this year has seen a higher proportion of entry level and level 1 qualifications at the detriment of level 2.
- The number of IMI TechSafe certificates issued in 2020 Q2 has significantly fallen compared to the previous quarter and the same period last year -81% and -78% respectively.
- From 2016 Q1 to 2020 Q2 there have been 13,176 IMI TechSafe certificates issued.

Qualification Certifications


All qualifications



	No.	%chg Q1	%chg 2019 Q2
England	363300	-59%	-74%
Scotland	8779	-87%	-70%
Wales	20075	-54%	-67%
N.I	18040	-15%	-72%

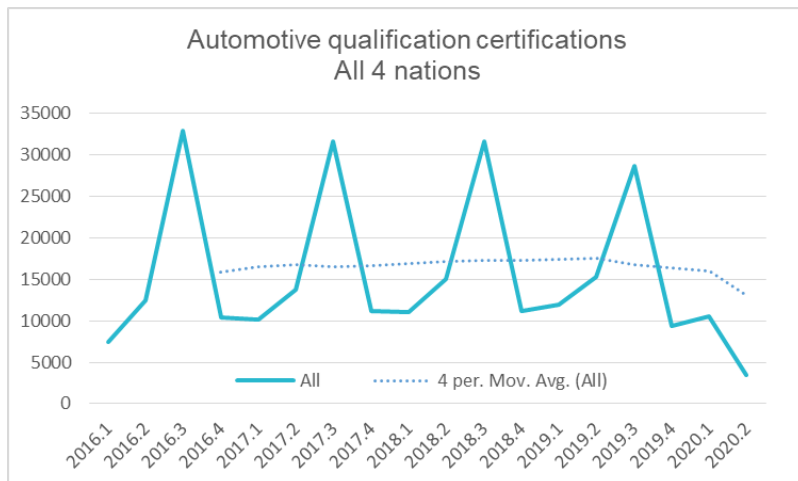
The number of certificates issued in 2020 Q2 has fallen by 60% compared to the previous quarter and fell by 73% compared to same timeframe last year. Wales has fallen the least comparing with last year at 67% and England the most, 74%.

Most recent quarter analysis



	No.	%chg Q1	%chg 2019 Q2
England	3115	-68%	-76%
Scotland	119	-55%	-90%
Wales**	119	-47%	-75%
N.I	153	-28%	-74%

** Wales estimates. do not use in isolation



Quarter 2 has seen some the biggest decreases since 2016. Automotive certifications fell by 67% compared to the previous quarter and more significantly fell by 77% compared to same timeframe last year.

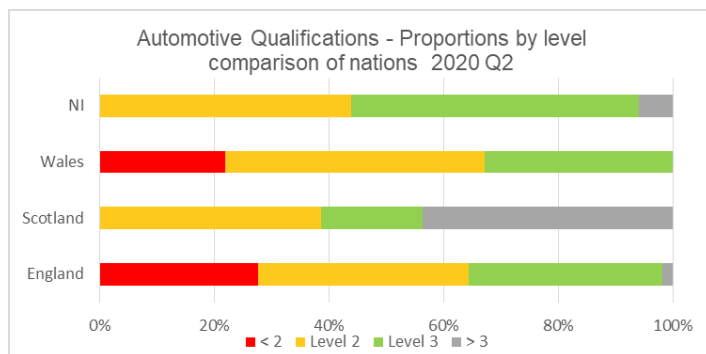
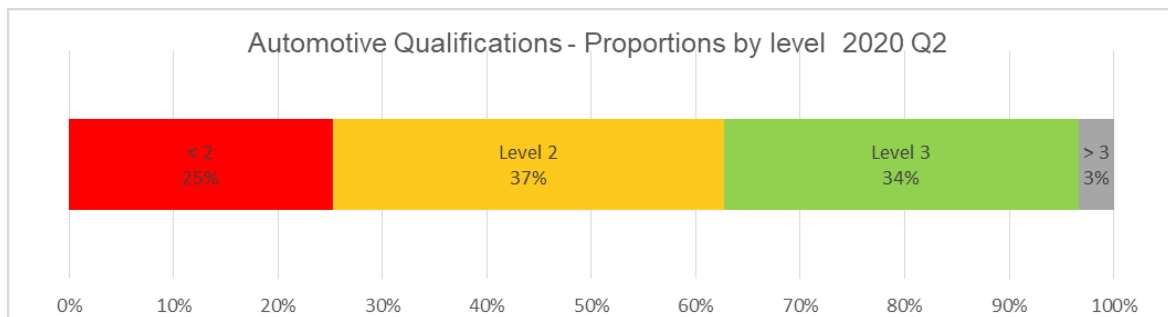
Scotland has seen the largest falls compared to last year with a decline of 90%.

Automotive qualifications account for approximately 1% of all qualification certificates and this has remained consistent for the past 2 years. Comparing % changes in automotive qualifications to all vocational qualifications, automotive appears to have seen a more significant drop compared to the qualifications as a whole. Automotive saw falls of 7% more in the past quarter and 4% more in comparison to last year.

Automotive qualification certifications - Levels

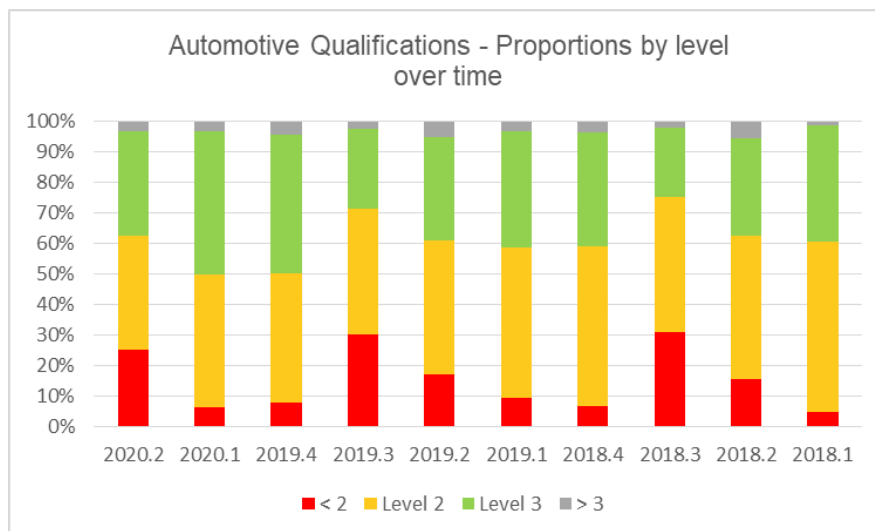


The largest proportion (37%) of qualifications were at level 2 (or equivalent) with 1312 qualifications at this level, 34% were at level 3 and 25% were at entry and level 1.



The proportion of levels differs significantly across the nations. England follows the all automotive trend, given England makes up 88% of qualification market this is not surprising.

43% of Scottish qualifications were level 4 and above.



Proportions by levels are seasonally dependent. In particular, Q3 has proportionally lower level qualifications and Q1 and Q4 the reverse.

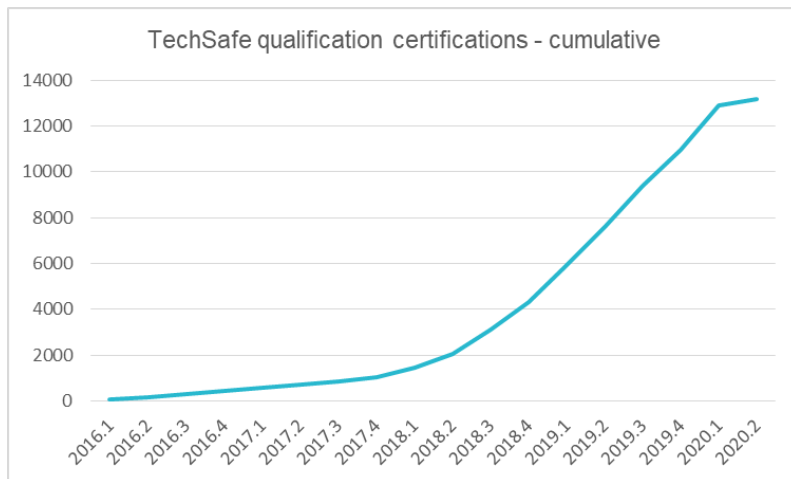
Comparing 2020 Q2 to 2019 and 2018 Q2, in 2020 Q2 there was a higher proportion of entry level and level 1 qualifications at the detriment of level 2.

IMI TechSafe

Imi TechSafe
qualification
certificates issued
292
2020 Q2

IMI Techsafe
qualification
certificates issued
13,176
In total (2016 – 2020)

This includes certificates up to Q2 2020. It includes all outlined IMI TechSafe qualifications including those offered by C&G and ABC not just IMI. It does not include accreditations and 2020 Q2 results from Wales (as above).



The number of IMI TechSafe certificates issued in in 2020 Q2 has significantly fallen compared to the previous quarter and the same period last year -81% and -78% respectively. This has seen a significant flattening of the cumulative curve. From 2016 Q1 to 2020 Q2, there have been 13,176 IMI TechSafe certificates issued.

Data Sources

OfQual (England) - Vocational qualifications dataset [Certificates awarded for all vocational qualifications (excluding GCSEs, AS levels and A levels)] 2020 Q2. Released 17th September 2020

SQA Accreditation (Scotland) – Quarterly statistical Reports. April to June 2020. Released Aug 2020

QiW (Wales) – Vocational and Other Qualifications Quarterly: [A quarterly release that presents data on vocational and other qualification certifications for Wales for the latest quarter] Quarter 2 (April – June) 2020. Released 18th September 2020

Cea (Northern Ireland) - Technical and Professional Qualifications Bulletin: Quarter 2 April to June 2020. Released 23rd September