



INSTITUTE
OF THE MOTOR
INDUSTRY



Apprenticeship starts

July 2020



+44 (0) 1992 511521



info@theimi.org.uk



www.theimi.org.uk



Apprenticeship Starts - July 2020

Introduction

The following examines data released from the Department of Education regarding apprenticeship starts in England.

Summary Results

All apprenticeships

- Apprenticeship starts in June 2020 has fallen by 57% comparing to the same time period the previous year.
- Engineering and manufacturing technologies apprenticeship starts have fallen by 55%.

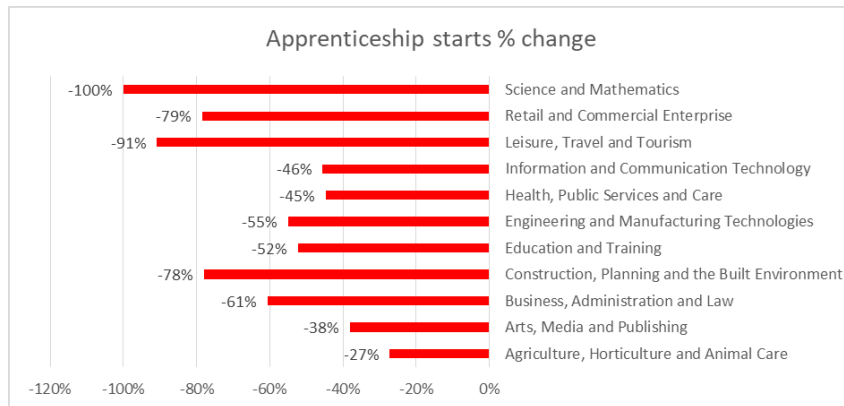
Automotive apprenticeships

- There were 81 automotive apprentice starts in June 2020, compared to 330 in June 2019 - a fall of 75%.
- Vehicle Maintenance and Repair have fallen the most out of the automotive apprenticeships, with a fall of 87%.
- Those 25+ starting an automotive apprenticeship have fallen the most of the age groups, with a fall of 82%.
- Automotive apprenticeship starts have been declining over the past 5 years. Prior to Covid-19 the first 7 months (Aug-Feb) were down by 28% on the same period the previous year.

High level subject area

Apprentice starts – June year comparison

	June 19	June 20	% chg
Agriculture, Horticulture and Animal Care	239	174	-27%
Arts, Media and Publishing	50	31	-38%
Business, Administration and Law	7501	2960	-61%
Construction, Planning and the Built Environment	437	96	-78%
Education and Training	386	184	-52%
Engineering and Manufacturing Technologies	2336	1053	-55%
Health, Public Services and Care	6957	3854	-45%
Information and Communication Technology	1157	630	-46%
Leisure, Travel and Tourism	348	32	-91%
Retail and Commercial Enterprise	3462	743	-79%
Science and Mathematics	4	0	-100%
Total	22877	9757	-57%



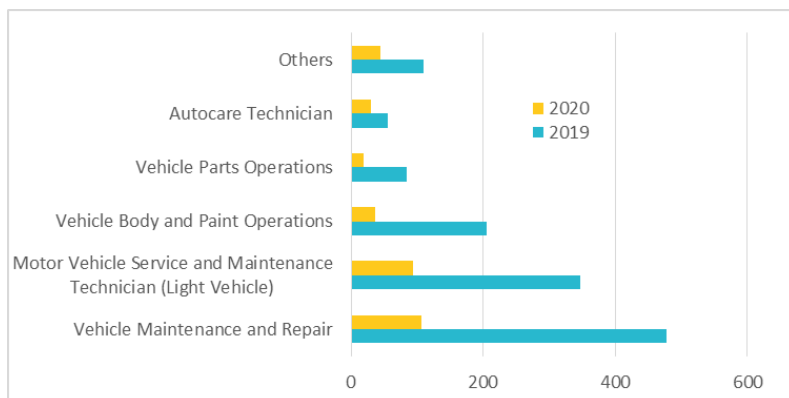
Apprenticeship starts in June had fallen by 57% when compared to the same time period the previous year.

Engineering and manufacturing technologies (the high level subject automotive apprenticeships fall under) apprenticeship starts have fallen by 55%.

Automotive Apprenticeships

Apprentice starts – comparison same time period* Top 5 Automotive Apprenticeships

	Jun-19	Jun-20	%chg
Vehicle Maintenance and Repair	134	18	-87%
Motor Vehicle Service and Maintenance Technician (Light Vehicle)	89	18	-80%
Vehicle Body and Paint Operations	46	16	-65%
Vehicle Parts Operations	21	10	-52%
Autocare Technician	5	8	60%
Others	35	11	-69%
All	330	81	-75%



Automotive apprentice starts have fallen by 75%, which is a significantly larger fall than the average for the engineering and manufacturing technologies.

Vehicle Maintenance and Repair have fallen the most (87%).

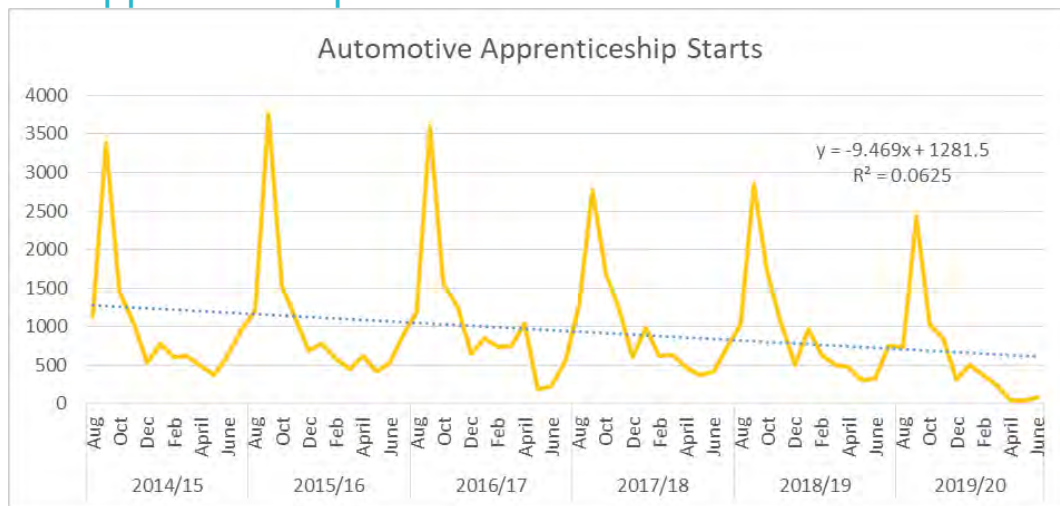
Apprenticeship Starts – Comparison of Age

Apprentice starts – comparison same time period *

Age	Automotive Apprenticeship Starts		
	Jun-19	Jun-20	%chg
Under 19	134	33	-75%
19-24	163	42	-74%
25+	33	6	-82%

All age groups have seen significant falls, but those over 25 have had the largest fall of 82%.

Automotive Apprenticeships overtime



Automotive apprenticeship starts have been declining over the past 5 years. Prior to Covid-19, the first 7 months (Aug-Feb) were down 28% on the same period the previous year.

Data

Department of Education - Apprenticeships and Traineeships, England - data released 30th July 2020.